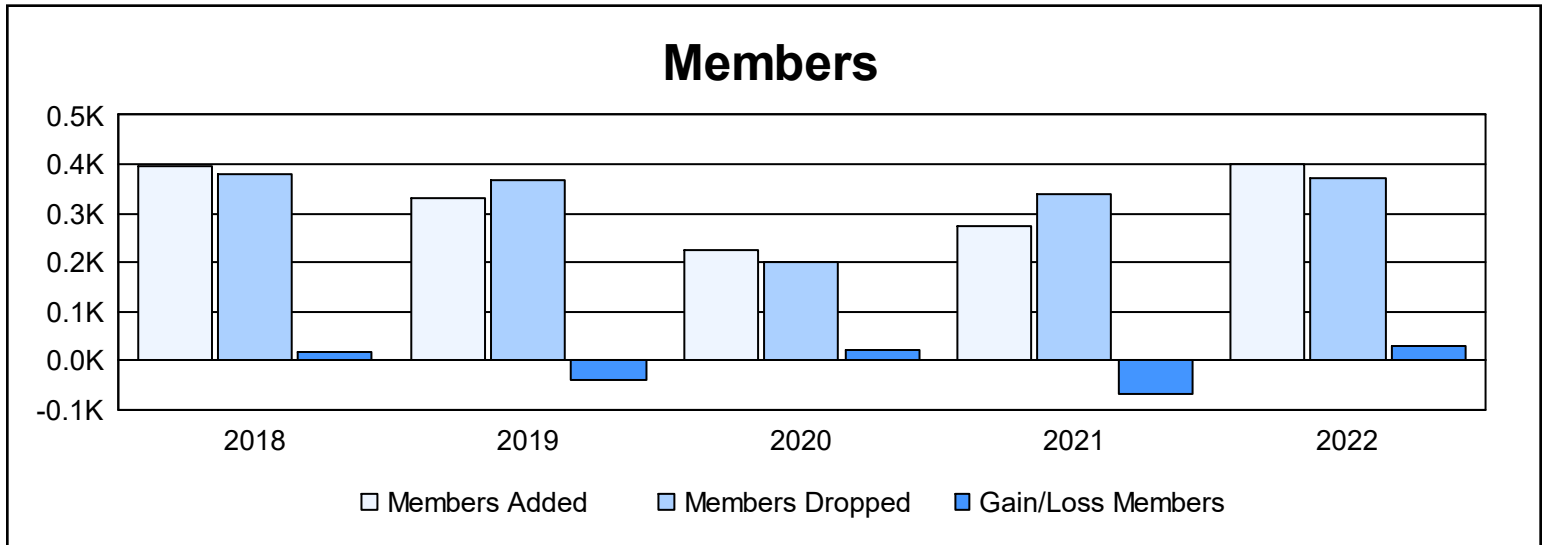
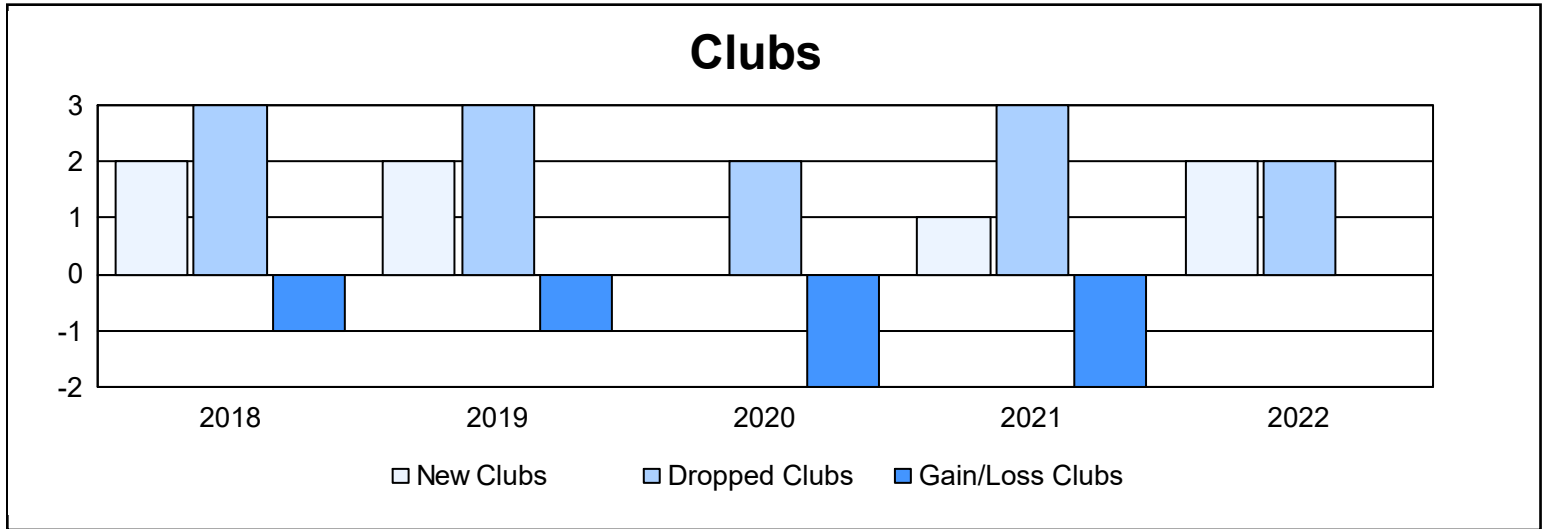
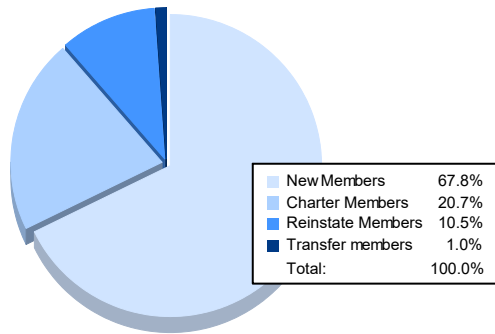


Year	New Clubs	Dropped Clubs	Gain/ Loss Clubs	New Members	Charter Members	Reinstate Members	Transfer Members	Total Member Added	Total Members Dropped	Gain/ Loss Members
2017-2018	2	3	-1	308	66	16	7	397	381	16
2018-2019	2	3	-1	247	54	21	7	329	367	-38
2019-2020	0	2	-2	199	4	18	2	223	202	21
2020-2021	1	3	-2	202	26	43	1	272	341	-69
2021-2022	2	2	0	272	83	42	4	401	372	29
<b>Average</b>	<b>1</b>	<b>3</b>	<b>-1</b>	<b>246</b>	<b>47</b>	<b>28</b>	<b>4</b>	<b>324</b>	<b>333</b>	<b>-8</b>



### Membership Composition June 2022 Cumulative



### Gender Composition June 2022 Cumulative

